

FRESH NOTES

A TECHNICAL UPDATE PUBLISHED BY HORTGRO SCIENCE

Data source: Fruit Fly Africa (FFA)

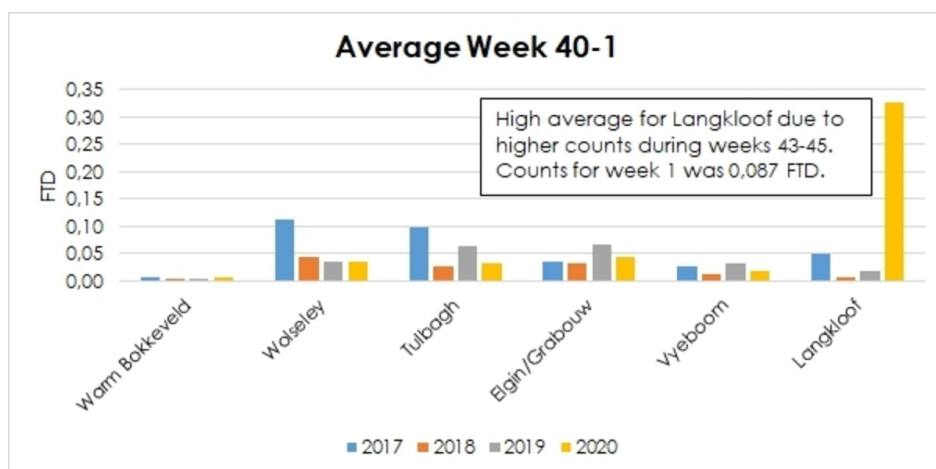
[DOWNLOAD PDF VERSION](#)

Fruit Fly Count Status

- These figures represent regions managed by FFA.
- **Check your farm's traps weekly** as counts are increasing. Hot weather ahead will accelerate fruit fly development.
- **Bait weekly – increase to twice a week if you start catching fruit flies in your trap.** Review your control strategy with your advisor.

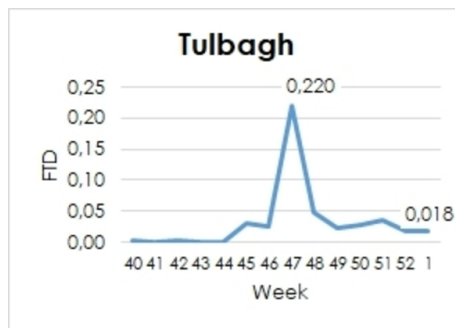
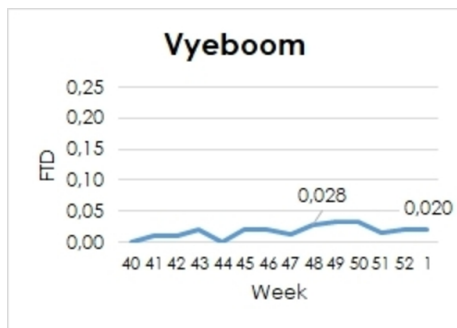
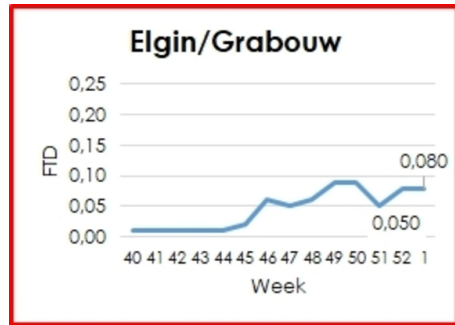
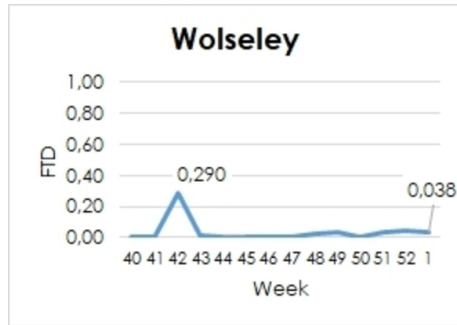
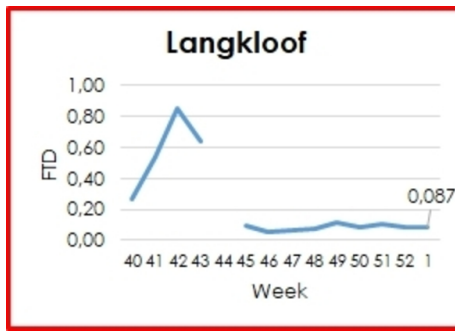
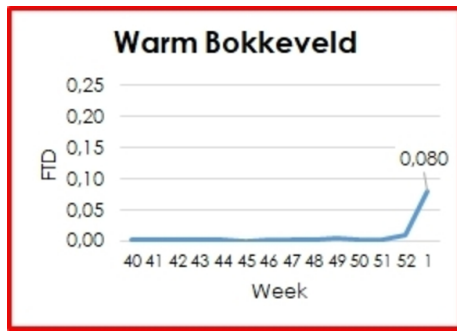
Vrugtevlieg Getalle

- Die grafieke stel slegs areas voor wat deur FFA bestuur word.
- **Dis belangrik om jou plaas se lokvalle weekliks na te gaan.** Getalle is aan die styg - warm weer voerentoe sal die vrugtevlieg ontwikkeling verder versnel.
- **Dien lokaas weekliks toe en twee-weekliks sodra jy meer as een vrugtevlieg in 'n lokval vang.** Hersien jou beheerstrategie met jou adviseur.



Count per region:

FTD = Flies per trap per day



freshNOTES 168 | 10 January 2020
www.hortgroscience.co.za



Share this email:



[Manage](#) your preferences | [Opt out](#) using TrueRemove™
 Got this as a forward? [Sign up](#) to receive our future emails.
 View this email [online](#).

258 Main St, Buitenverwagting
 Paarl, Western Cape | 7646 ZA

This email was sent to thea@hortgro.co.za.
 To continue receiving our emails, add us to your address book.